eLEARN

ILLUMINAZIONE COMANDI

191 - Giulietta

cardiagn.com

# CONTROL LIGHTING - DESCRIPTION

The vehicle is equipped with numerous light sources for optimum lighting of interior instruments and controls.

Some controls are lit up with the key on MAR (INT), others with the side lights on.

With the side lights on, the Body Computer manages the lighting of:

- cigar lighter;

- controls on the front ceiling courtesy light;

- radio display.

See E3510 RADIO

The Body Computer manages the dimmed instrument lighting with the display.

If the side lights are off, the display is 100% lit and the brightness cannot be adjusted (dimmed). The adjustment is only possible with the exterior lights on.When the exterior lights are activated, the brightness of the display dims automatically to a pre-set value and the graphics and the gauges light up.

The driver can adjust the brightness of the panel and the passenger compartment interior in general (8 levels) by pressing the + and - buttons in the control panel to the left of the dashboard.The brightness cannot be reduced to zero.

For more details:

See descriptions 5560 INSTRUMENTS

All the other controls are lit up when the ignition is on (INT).

cardiagn.com

# CONTROL LIGHTING - FUNCTIONAL DESCRIPTION

The "SET", "+" and "-" commands located on the panel to the left of steering wheel H091 send analogue signals to the instrument panel E050 - pin 13, whilst pin 15 of E050 sends the reference earth.

The Body Computer M001 is connected, via the CAN line, to the instrument panel E050 from which it receives the brightness intensity adjustment signal which is transmitted to the radio node.

See E1050 CAN CONNECTION LINES

The Body Computer M001 - connector A - receives a direct power supply from the battery through the line protected by maxi fuse F01 of the engine compartment junction unit B001.

The Body Computer M001 receives an ignition-operated power supply (INT) at pin 2 of connector G: this signal is used, amongst other things, to "wake up the network".

Pin 11 of connector G of M001 provides the Body Computer with a reference earth.

The power supply with the side lights on is supplied by the Body Computer M001 - pin 50 of connector G - to the cigar lighter light P050 and to the radio controls P020 and from pin 7 of connector F to the controls on the courtesy light G010, connector B.

The ignition-operated (INT) supply line, protected by fuse F49 of the Body Computer M001, provides the lighting for the control panel on the left of the dashboard H091 - from pin 15 of connector G of M001, the centre panel H090 and the "hazard" control H020 - from pin 16 of connector G of M001, the "dna" system controls H139 - from pin 14 of connector G of M001 and, lastly, the controls on the steering wheel D047 - from pin 12 of connector G and the controls for the sun roof H060 - from pin 7 of connector E of M001.

The LEDs for the controls on the doors H051 and H050 are supplied in accordance with the "comfort enable" electric window logic described in

See E3050 ELECTRIC FRONT WINDOWS

from pin 5 of connector F of M001.

cardiagn.com

# CONTROL LIGHTING - WIRING DIAGRAM

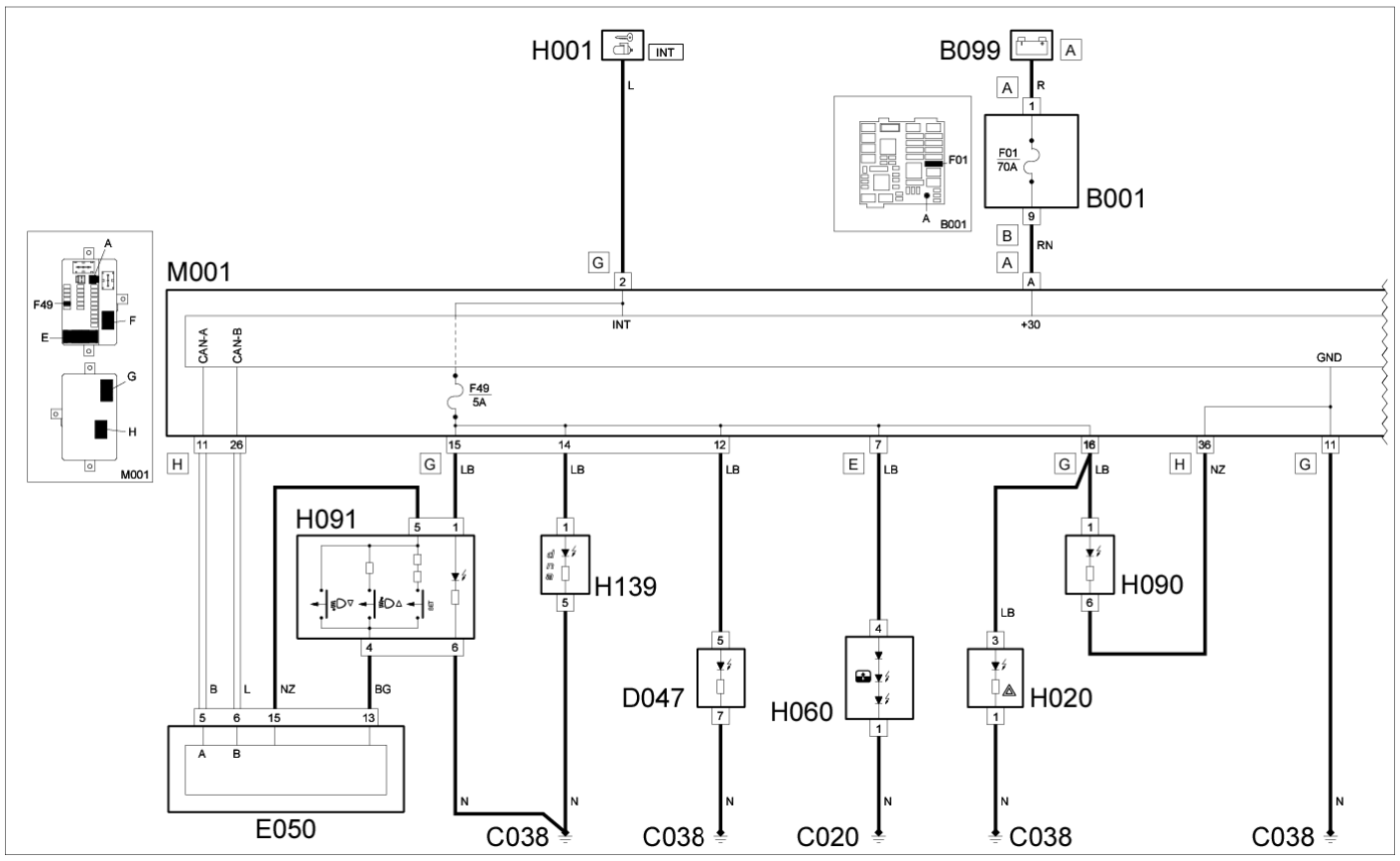


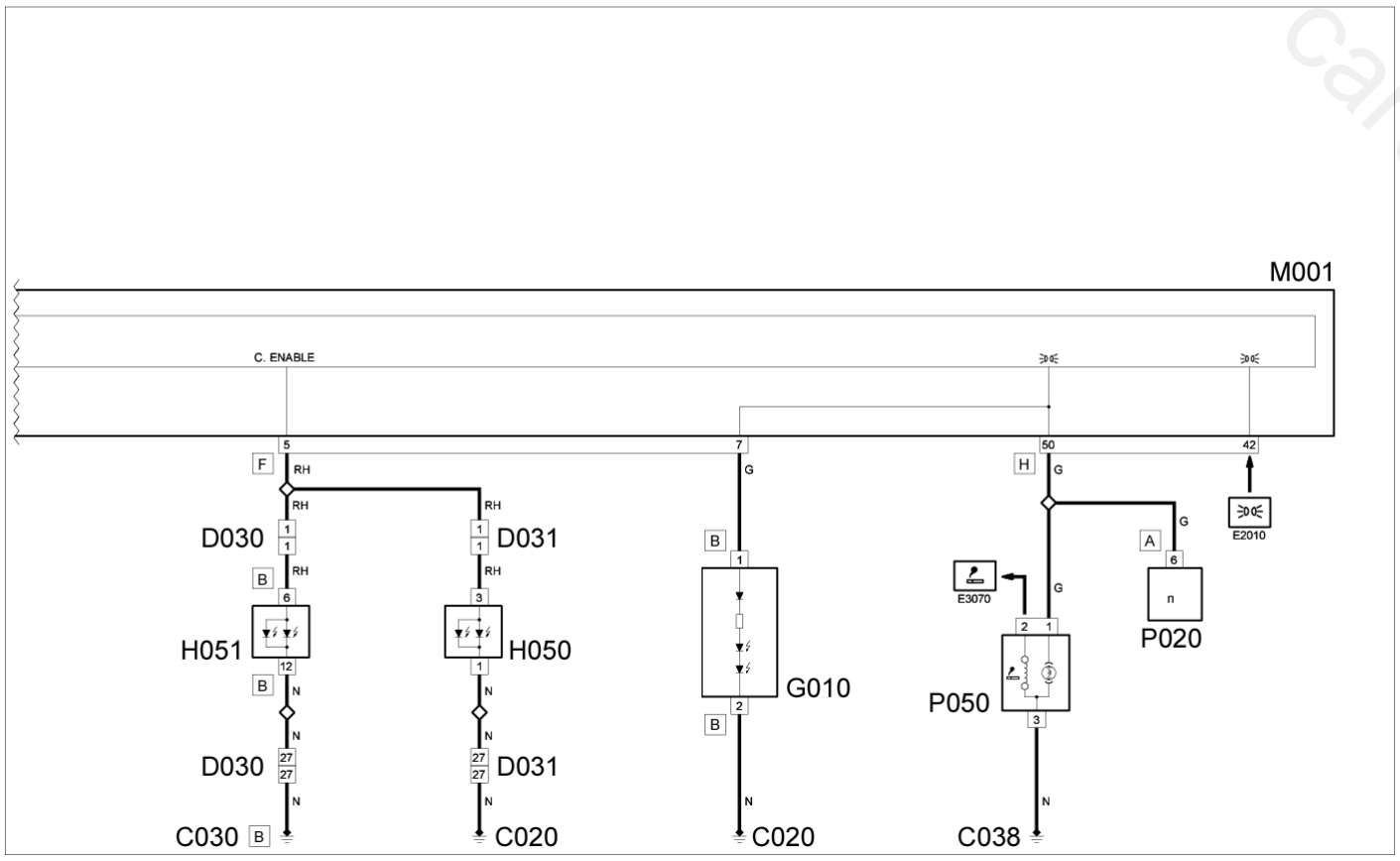


| Component Code | Description | Reference to the operation |
|---|---|---|
| B001 | JUNCTION UNIT | Op. 5505A28 CONTAINER FOR ADDITIONAL JUNCTION UNIT IN ENGINE COMPARTMENT - R.R. |
| B099 | MAXI FUSE BOX ON BATTERY | Op. 5530B40 SUPPLY BOX ON BATTERY (LINK BATTERY AND FUSE BOX) - R R |
| C020 | PASSENGER SIDE DASHBOARD EARTH | - |
| C030 | LEFT REAR EARTH | - |
| C038 | EARTH ON CENTRE TUNNEL | - |
| D030 | LEFT FRONT DOOR COUPLING | - |
| D031 | RIGHT FRONT DOOR COUPLING | - |
| D047 | CLOCK SPRING COUPLING | Op. 5550A10 STALK UNIT ASSEMBLY - R+R |
| E050 | INSTRUMENT PANEL | Op. 5560B10 CONTROL PANEL - R+R |
| G010 | FRONT COURTESY LIGHT | Op. 7040E10 FRONT COURTESY LIGHT - R+R |
| H001 | IGNITION SWITCH | Op. 5520A18 IGNITION SWITCH CONTACT CARRIER LOCK BARREL - R.R. |
| H020 | HAZARD WARNING LIGHTS SWITCH | Op. 5550C14 HAZARD WARNING LIGHT SWITCH - R+R |
| H050 | ELECTRIC WINDOW SWITCH ON FRONT PASSENGER'S DOOR | Op. 7005M12 PASSENGER SIDE FRONT DOOR ELECTRICALLY OPERATED WINDOW SWITCH - R.R. |
| H051 | ELECTRIC WINDOWS AND REAR VIEW MIRROR CONTROLS ON DRIVER'S FRONT DOOR | Op. 7005M14 SWITCH UNIT ON DRIVER'S FRONT DOOR - R.R. |
| H060 | SUN ROOF SWITCH | Op. 7030B64 SUN ROOF CONTROL SWITCH - R+R |
| H090 | SWITCH CONTROL PANEL | Op. 7040A56 SWITCH UNIT IN DASHBOARD - R.R. |
| H091 | LEFT CONTROL UNIT | Op. 7040A82 SWITCH UNIT ON LEFT SIDE OF DASHBOARD - R.R. |

Cardiagn.com

| | | |
|---|---|---|
| H139 | ALFA DNA SYSTEM SELECTOR | Op. 7040L53 VEHICLE DYNAMIC CONTROL SELECTOR - R.R. |
| M001 | BODY COMPUTER | Op. 5505A35 MAIN BODY COMPUTER/JUNCTION UNIT - R.R. |
| P020 | CAR RADIO | Op. 5570T80 CAR RADIO EQUIPMENT - R+R |
| P050 | CIGAR LIGHTER/CURRENT SOCKET | Op. 7065C72 FRONT CIGAR LIGHTER SOCKET - R.R. |

cardiagn.com

# CONTROL LIGHTING - COMPONENT LOCATION

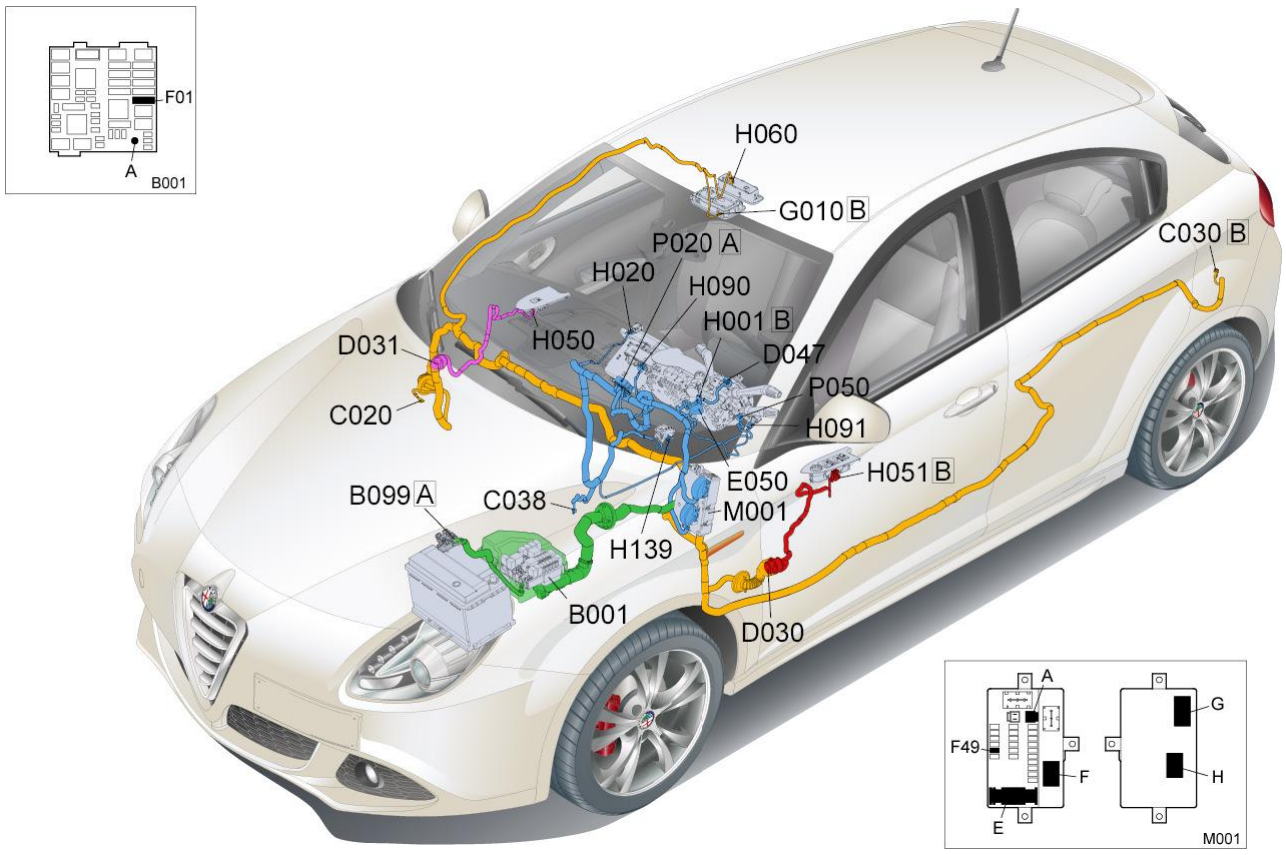


| Component Code | Description | Reference to the operation |
|---|---|---|
| B001 | JUNCTION UNIT | Op. 5505A28 CONTAINER FOR ADDITIONAL JUNCTION UNIT IN ENGINE COMPARTMENT - R.R. |
| B099 | MAXI FUSE BOX ON BATTERY | Op. 5530B40 SUPPLY BOX ON BATTERY (LINK BATTERY AND FUSE BOX) - R R |
| C020 | PASSENGER SIDE DASHBOARD EARTH | - |
| C030 | LEFT REAR EARTH | - |
| C038 | EARTH ON CENTRE TUNNEL | - |
| D030 | LEFT FRONT DOOR COUPLING | - |
| D031 | RIGHT FRONT DOOR COUPLING | - |
| D047 | CLOCK SPRING COUPLING | Op. 5550A10 STALK UNIT ASSEMBLY - R+R |
| E050 | INSTRUMENT PANEL | Op. 5560B10 CONTROL PANEL - R+R |
| G010 | FRONT COURTESY LIGHT | Op. 7040E10 FRONT COURTESY LIGHT - R+R |
| H001 | IGNITION SWITCH | Op. 5520A18 IGNITION SWITCH CONTACT CARRIER LOCK BARREL - R.R. |
| H020 | HAZARD WARNING LIGHTS SWITCH | Op. 5550C14 HAZARD WARNING LIGHT SWITCH - R+R |
| H050 | ELECTRIC WINDOW SWITCH ON FRONT PASSENGER'S DOOR | Op. 7005M12 PASSENGER SIDE FRONT DOOR ELECTRICALLY OPERATED WINDOW SWITCH - R.R. |
| H051 | ELECTRIC WINDOWS AND REAR VIEW MIRROR CONTROLS ON DRIVER'S FRONT DOOR | Op. 7005M14 SWITCH UNIT ON DRIVER'S FRONT DOOR - R.R. |
| H060 | SUN ROOF SWITCH | Op. 7030B64 SUN ROOF CONTROL SWITCH - R+R |
| H090 | SWITCH CONTROL PANEL | Op. 7040A56 SWITCH UNIT IN DASHBOARD - R.R. |
| H091 | LEFT CONTROL UNIT | Op. 7040A82 SWITCH UNIT ON LEFT SIDE OF DASHBOARD - R.R. |
| H139 | ALFA DNA SYSTEM SELECTOR | Op. 7040L53 VEHICLE DYNAMIC CONTROL SELECTOR - R.R. |
| M001 | BODY COMPUTER | Op. 5505A35 MAIN BODY COMPUTER/JUNCTION UNIT - R.R. |
| P020 | CAR RADIO | Op. 5570T80 CAR RADIO EQUIPMENT - R+R |
| P050 | CIGAR LIGHTER/CURRENT SOCKET | Op. 7065C72 FRONT CIGAR LIGHTER SOCKET - R.R. |

Cardiagn.com